

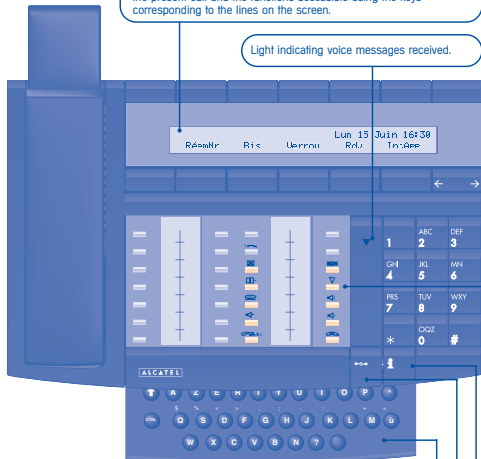
# Getting to know your telephone

You have an ALCATEL 4034 REFLEXES digital telephone. The large display, the navigator and the alphabetic keypad will help you use your telephone easily and make optimum use of the many functions offered.

## Display and display keys

Comprises two lines and several pages of information concerning the present call and the functions accessible using the keys corresponding to the lines on the screen.

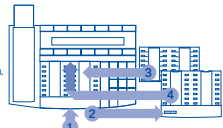
Light indicating voice messages received.



## Installing the programmable key label

A printed label is supplied with the terminal. This should be installed beneath the programmable keys.

- Lift the lower part of the terminal.
- Lift the keypad cover.
- Slide your printed label into position.
- Replace the cover inserting the top first, then press down the lower part of the terminal.



## Programmable keys and icons

To make a call, activate a service or manage your calls. Each key has a corresponding icon:

### Line icons

- Incoming call (flashing).
- Call in progress.
- Call on hold.
- Call on common hold.

### Function icons

- Function active.
- Function requiring action.
- Terminal or line busy.

### Access the various mail services

- Divert your calls to another terminal.
- Access the various mail services.
- Access your personal directory.
- Call an ISDN correspondent.
- Transfer call to another terminal.
- Activate the "Call by name" function.

### Audio keys

- Loudspeaker: to share a conversation.
- To reduce loudspeaker or receiver volume.
- To increase loudspeaker or receiver volume.
- Mute, so your correspondent cannot hear you.
- Intercom, to answer an internal call without leaving to lift your receiver the receiver.
- Hands free: to make or answer a call without lifting.

To check or modify your key programming.

To end a call or programming.

## Alphabetic keypad

The keypad is protected by a flap and can be used for the call by name, the message service and programming. Open by pressing the top.

## UNDERSTANDING YOUR TELEPHONE

### Alphabetic keypad for call by name

Type the name of your correspondent: a name is displayed, with the corresponding order number in a list.

The following display keys are proposed:



## SETTING UP

### Adjusting screen or icon brightness



### Selecting ringer tune and adjusting volume



### Selecting a language

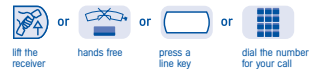


### Locking/unlocking your telephone



## MAKING A CALL

### To make a call



### To answer



### To terminate a conversation



### Making an outside call



### Making an internal call



### Calling from the directory



### Redialling



### Storing number or being called back



## ALCATEL OFFICE\*

### Table of codes

A function is activated by entering the corresponding code on the keypad.

Function	Default code	Your code	Function	Default code	Your code
Answer general bell	15		Hunting group out	66	
Answer paging	49		Immediate diversion	61	
Appointment time (programmed)			Intrude on a call	7 or A	
Automatic callback if terminal busy	19 or #		Line allocation		
Broadcast groups	41 to 48		Line allocation + callback with charge info.		
Broker call	2		Locking/Unlocking	17	
Business account code			Meter Total Recall		
Calibrated break	66		Moving a terminal	748	
Cancel all diversions	60		Open door		
Cancel automatic callback	19		Operator call	0	
Cancel enquiry call	3		Paging	40	
Cancel follow me	69		Park / retrieve parked call	12	
Common directory numbers	7000 to 7399		Protect a call	89	
Conference	50		Redial last number	40	
Consult voice messages			Replacing a terminal	747	
Consultation of call on hold	14		Seize main line	9	
Divert group calls	65		Seize secondary lines	82 to 88	
Divert if busy	62		Selective diversion		
Divert to paging	64		Substitution (business charge code)		
Do not disturb	63		Switch to programming	800	
DTMF End to End	69 or D		Terminal call	200	
Follow me diversion	68		Terminal call pick-up	13	
Group call	51 to 58		Text message (call back later)	50	
Group call pick-up	14		Voice message (codes reserved)	806	
Hunting group in	67			and 807	

Your telephone provides access to a number of functions, depending on your system version and configuration.

You can programme keys as required and print new labels. See the installation guide or contact your distributor.

Name: ..... Telephone No: .....

Fax No: ..... Mobile No: .....

E-mail address: .....

*Alcatel Business Systems reserves the right to modify without notice the characteristics of its products in the interest of its customers.*

Alcatel Business Systems - 56, avenue Jean-Jaures - 92707 Colombes Cedex R.C. Paris 602 033 185

**HANDLING SEVERAL CALLS**

**Calling a second person during a conversation**

During a conversation, to call a second person.



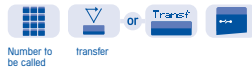
**Receiving a second call**

During a conversation, another person is trying to call you.



**Transferring a call**

During a conversation, to transfer the call to another number.



**Switching between two calls (Broker call)**

During a conversation, another call is on hold. To accept the second call:



**Three-way conference**

During a conversation, a second call is on hold.



**CUSTOMISING YOUR TELEPHONE**

**Programming your personal code**

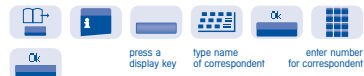
The default code for your telephone is 1515.



**Modifying value corresponding to key**



**Programming your personal directory**



**GROUP OPERATION**

**Call pick-up**

- Another telephone is ringing
- A telephone in your group is ringing



**Monitoring calls to other terminals**



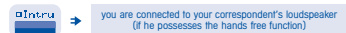
**Answering a general bell**

If the operator is absent, to answer incoming calls to the operator.

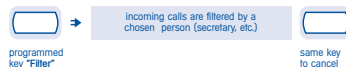


**Calling a correspondent on his loudspeaker**

If you have authorisation, you can remotely activate his loudspeaker.

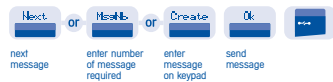


**Filtering incoming calls**



**Sending a written message to your correspondents**

- Internal number



- Making an ISDN call



**WHILE YOU ARE AWAY - WHEN YOU RETURN**

**Diverting calls to another number**



**Diverting calls to a recorded message (option)**



**Follow me diversion**

From terminal to receive the diverted calls.



**Cancelling all diversions**



**Consulting recorded messages**

The light indicates that messages have been received.

- Written messages



- Voice messages (option)



ALCATEL

4034  
REFLEXES